


**CITY OF
ROBBINSDALE**



**PROPOSED
2015 BUDGET**

DECEMBER 2, 2014



City of Robbinsdale

December 2, 2014

Dear Honorable Mayor and Council Members:

As required by State Law, the City will hold its annual Truth In Taxation Meeting. This meeting serves as a public hearing for discussion of the 2015 proposed Property Tax Levy, and the 2015 proposed City budgets. A summary of the proposed budgets for the General Fund is attached for your review and comment.

The proposed property tax levies for the City are as follows:

➤ General Fund Operations	\$ 5,098,747
➤ Debt Service – G.O. Street Bonds of 2006	205,768
➤ Debt Service – G.O. Street Bonds of 2012	51,471
➤ Debt Service – G.O. Street Bonds of 2013	168,420
➤ HRA Levy	<u>146,193</u>
➤ Total	<u>\$ 5,670,599</u>

The meeting will consist of a short presentation of the proposed 2015 budget and levies followed by a public hearing, where the City Council may receive comment on the 2015 proposed budgets and property tax levies, and concluding with any council discussion.

The 2015 proposed budgets and property tax levies are planned for adoption at the December 16th City Council Meeting.

Respectfully submitted,

Marcia Glick
City Manager

Concurrence:

Larry S. Jacobson
Finance Director

CITY OF ROBBINSDALE, MINNESOTA

GENERAL FUND

The General Fund is established to account for revenues and expenditures necessary to provide basic governmental activities and services, which are not accounted for in other funds.

CITY OF ROBBINSDALE, MINNESOTA

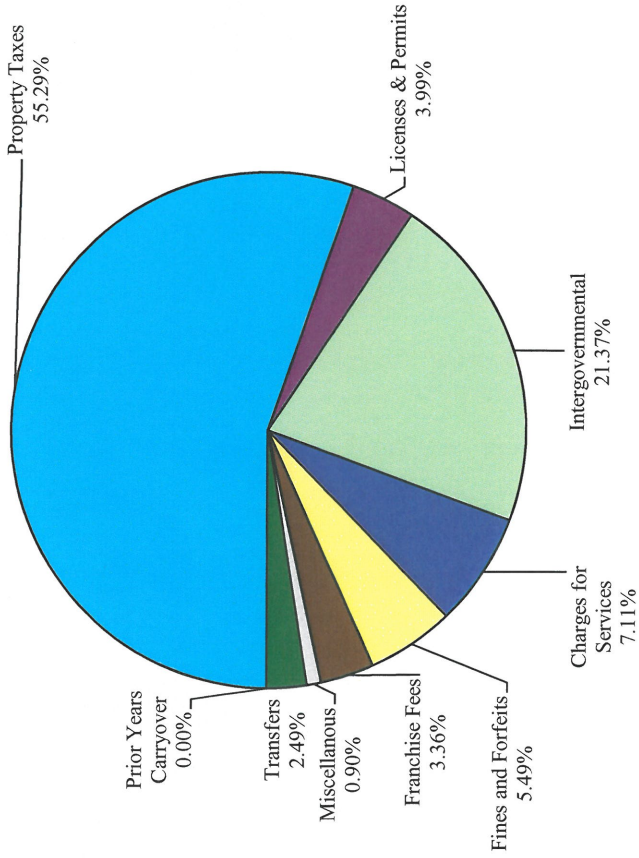
**General Fund
Summary of Revenues, Expenditures, and Changes in Fund Balance**

	2012 Actual	2013 Actual	2014 Budget	2014 Estimated	2015 Proposed
<u>Revenues</u>					
Taxes	\$ 4,766,228	\$ 4,864,992	\$ 4,885,237	\$ 4,885,237	\$ 5,073,747
License & Permits	544,442	382,862	342,300	352,300	369,700
Intergovernmental	1,437,659	1,614,642	1,857,012	1,888,512	1,958,851
Charges for Services	712,699	684,016	663,985	628,035	618,126
Fines & Forfeitures	460,080	431,109	485,220	484,860	485,060
Franchise Fees	253,730	297,396	253,500	297,000	297,000
Miscellaneous	77,653	(4,815)	79,350	79,350	82,500
Total Revenue	8,252,491	8,270,202	8,566,604	8,615,294	8,884,984
<u>Other Financing Sources</u>					
Transfers from other funds	241,868	233,259	245,000	220,000	245,000
Total Revenues & Other Financing Sources	8,494,359	8,503,461	8,811,604	8,835,294	9,129,984
<u>Expenditures</u>					
Personal Services	5,507,477	5,632,928	6,045,404	5,927,179	6,196,659
Supplies	239,122	307,472	293,235	309,845	328,425
Other Services & Charges	2,851,942	2,906,151	3,025,844	3,015,257	3,309,835
Capital Outlay	127,163	60,364	129,750	68,850	40,100
Amounts Charged to Other Funds	(621,105)	(654,840)	(692,629)	(692,629)	(718,035)
Total Expenditures	8,104,599	8,252,075	8,801,604	8,628,502	9,156,984
<u>Other Financing Uses</u>					
Transfers out to other funds	1,012,350		50,000	550,000	50,000
Total Expenditures & Other Financing Uses	9,116,949	8,252,075	8,851,604	9,178,502	9,206,984
Deficiency of Revenues and Other Financing Sources Over Expenditure and Other Financing Uses	(622,590)	251,385	(40,000)	(343,208)	(77,000)
<u>Fund Balance</u>					
Beginning of Year	4,988,840	4,366,250	4,617,635	4,617,635	4,274,427
End of Year	\$ 4,366,250	\$ 4,617,635	\$ 4,577,635	\$ 4,274,427	\$ 4,197,427
Fund Balance to Expenditures	47.89%	55.96%	51.72%	46.57%	45.59%

City of Robbinsdale, Minnesota

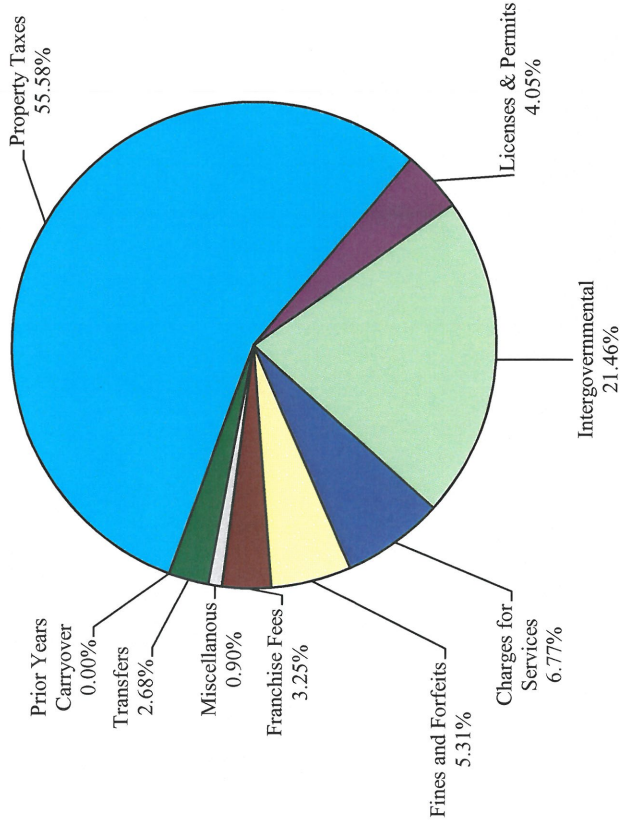
General Fund Revenues By Source

2014 Estimated General Fund Revenues



Property Taxes	\$4,885,237
Licenses & Permits	352,300
Intergovernmental	1,888,512
Charges for Services	628,035
Fines and Forfeits	484,860
Franchise Fees	297,000
Miscellaneous	79,350
Transfers	220,000
Prior Years Carryover	0
Total	\$8,835,294

2015 Proposed Budget



Property Taxes	\$5,073,747
Licenses & Permits	369,700
Intergovernmental	1,958,851
Charges for Services	618,126
Fines and Forfeits	485,060
Franchise Fees	297,000
Miscellaneous	82,500
Transfers	245,000
Prior Years Carryover	0
Total	\$9,129,984

CITY OF ROBBINSDALE, MINNESOTA

General Fund Summary of Revenues and Other Financing Sources

	2012 Actual	2013 Actual	2014 Budget	2014 Estimated	2015 Proposed
<u>Taxes</u>					
General Property	\$ 3,697,845	\$ 3,737,856	\$ 3,604,519	\$ 3,604,519	\$ 3,669,271
Less Reserve for Abatements & Delinq.			(25,000)	(25,000)	(25,000)
Excess Tax Increment	-	-			
Fiscal Disparities	1,068,383	1,127,136	1,305,718	1,305,718	1,429,476
Total Taxes	4,766,228	4,864,992	4,885,237	4,885,237	5,073,747
<u>Licenses & Permits</u>					
<i>Business</i>					
Liquor Licenses	37,000	33,800	33,800	33,800	39,000
Pawn Shop and Second Hand Dealers	3,519	3,500	3,500	3,500	3,500
Miscellaneous Business Licenses	38,734	34,361	35,000	35,000	34,000
Total Business Licenses & Permits	79,253	71,661	72,300	72,300	76,500
<i>Non-Business</i>					
Animal Licenses	2,393	2,313	2,400	2,400	2,400
Pound Fees	3,025	3,600	4,000	4,000	4,000
Building Permits	148,885	97,194	80,000	80,000	85,000
Plan Check Fees	94,105	28,389	30,000	30,000	27,500
Heating & A/C Permits	64,711	28,902	28,000	28,000	25,000
Plumbing Permits	16,467	19,544	17,500	17,500	17,500
Utility Inspection Fees	4,800	4,875	4,600	4,600	4,600
Rental Housing Licenses	112,949	108,087	85,000	95,000	110,000
License Verification Fees	1,845	2,560	2,000	2,000	2,000
Other Permits	11,771	13,554	13,000	13,000	13,000
Surcharges	4,238	2,182	3,500	3,500	2,200
Total Non-Business Licenses & Permits	465,189	311,201	270,000	280,000	293,200
Total Licenses and Permits	544,442	382,862	342,300	352,300	369,700
<u>Intergovernmental</u>					
<i>Federal Grants</i>					
Other	5,737	87,995	15,000	7,500	7,500
Total Federal Grants	5,737	87,995	15,000	7,500	7,500
<i>State Aids and Grants</i>					
Local Government Aid	1,170,849	1,170,849	1,619,093	1,619,093	1,684,082
Market Value Homestead Credit	698				
Police & Fire Pensions	195,483	236,834	196,000	235,000	239,700
PERA Aid	15,819	15,819	15,819	15,819	15,819
Police Training	6,974	7,860	6,100	6,100	6,750
Other Grants & Aids	42,099	95,285	5,000	5,000	5,000
Total State Aids and Grants	1,431,922	1,526,648	1,842,012	1,881,012	1,951,351
Total Intergovernmental	1,437,659	1,614,642	1,857,012	1,888,512	1,958,851
<u>Charges for Services</u>					
<i>General Government</i>					
Lease and Rental Fees	\$ 273,823	\$ 287,661	\$ 276,204	\$ 276,204	250,000
Robbinsdale EDA	65,529	57,994	46,731	46,731	55,776
IDRB Issuance Fees	12,871	867			

CITY OF ROBBINSDALE, MINNESOTA

General Fund Summary of Revenues and Other Financing Sources

	2012 Actual	2013 Actual	2014 Budget	2014 Estimated	2015 Proposed
Sale of Maps and Documents	1,669	2,506	1,700	1,700	1,800
Assessment searches	75		100	100	
Planning Fees	3,125	3,245	4,000	4,000	3,500
Street Light Fees	580	500	600	600	500
Nuisance Service Fee	750	425	1,000	1,000	500
Point of Sale Inspection/Buyer Fees	14,525	19,506	15,000	17,000	17,000
Notary Fees	241	282	300	300	450
Other Fees	9,855	6,987	10,000	7,000	7,000
Admin Fee - Special Assessments	26,550	25,050	29,000	25,000	25,000
Total General Government Charges	409,593	405,023	384,635	379,635	361,526
<u>Public Safety</u>					
Police Services	98,209	120,903	88,000	88,000	100,000
Pawn Shop Fees	37,533	14,332	25,000	15,000	15,000
Police Auction	1,428	721	2,000	1,000	1,000
False Alarms	400		750		
Accident Reports			500	100	100
Other Fees	1,950	1,830	2,100	1,900	2,000
Total Public Safety Charges	139,520	137,785	118,350	106,000	118,100
<u>Recreation</u>					
Fitness Center & Open Gym Program	37,502	36,922	38,000	36,000	36,000
Adult Programs	3,879	11,694	6,000	10,000	7,500
Adult Softball	9,113		1,000	1,000	1,000
General Programs	5,839	1,274	6,000	1,400	2,000
Youth / Children Programs	15,865	14,859	20,000	20,000	20,000
Senior Programs	41,864	24,791	45,000	25,000	25,000
Cooperative Programming	31,686	32,532	28,000	30,000	30,000
Facility and Equipment Rental	10,172	12,035	10,000	12,000	10,000
Playground / Wading Pools	3,935	3,660	4,000	4,000	4,000
Park Maintenance Fees	3,731	3,441	3,000	3,000	3,000
Total Recreation Charges	163,586	141,208	161,000	142,400	138,500
Total Charges for Services	712,699	684,016	663,985	628,035	618,126
<u>Fines and Forfeitures</u>					
Court Fines and Forfeitures	450,635	425,449	478,960	478,960	478,960
Admin Fines	8,345	5,160	5,400	5,400	5,400
Other Fines	1,100	500	860	500	700
Total Fines and Forfeitures	460,080	431,109	485,220	484,860	485,060
<u>Franchise Fees</u>					
Franchise Fees - Electric	105,502	199,731	179,500	199,000	199,000
Franchise Fees - Gas	148,228	97,665	74,000	98,000	98,000
Total Franchise Fees	253,730	297,396	253,500	297,000	297,000
<u>Miscellaneous</u>					
Investment Earnings	\$ 60,055	\$ (26,967)	\$ 70,000	\$ 70,000	70,000
Donations & Gifts	17,793	15,068	9,350	9,350	12,500
Other	(195)	7,084			
Total Miscellaneous	77,653	(4,815)	79,350	79,350	82,500

CITY OF ROBBINSDALE, MINNESOTA

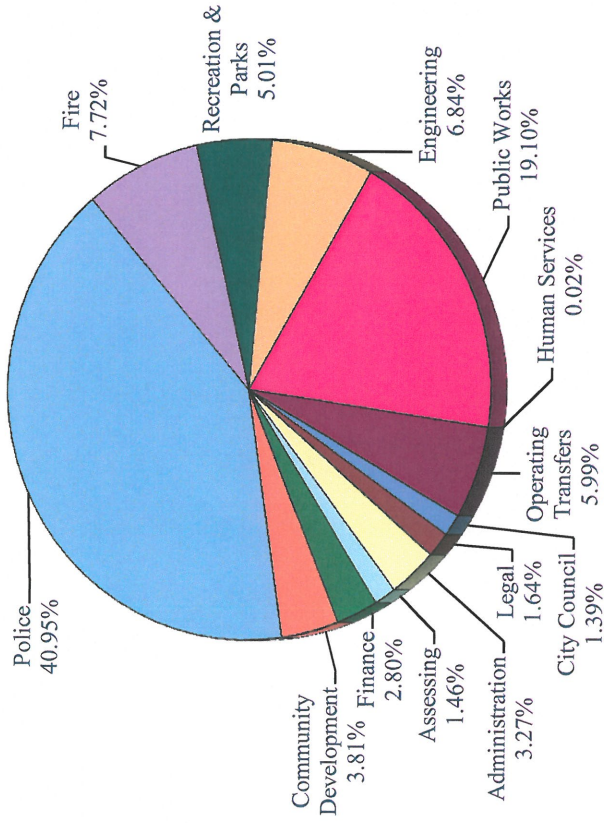
General Fund Summary of Revenues and Other Financing Sources

	2012 Actual	2013 Actual	2014 Budget	2014 Estimated	2015 Proposed
Total Revenues	8,252,491	8,270,202	8,566,604	8,615,294	8,884,984
<u>Other Financing Sources</u>					
<i>Transfers from other Funds</i>					
Water Fund	40,504	26,968	15,000	15,000	15,000
Sanitary Sewer Fund	25,338	33,817	16,000	16,000	16,000
Storm Sewer	5,780	24,763	25,000	25,000	25,000
Solid Waste	30,000		30,000	30,000	30,000
PIR Fund	138,111	147,711	159,000	134,000	159,000
Capital Improvement Funds TIF 8 Project 51604	2,135				
Total Transfers	241,868	233,259	245,000	220,000	245,000
Total Revenue and Financing Sources	<u>\$ 8,494,359</u>	<u>\$ 8,503,461</u>	<u>\$ 8,811,604</u>	<u>\$ 8,835,294</u>	<u>\$ 9,129,984</u>

City of Robbinsdale, Minnesota

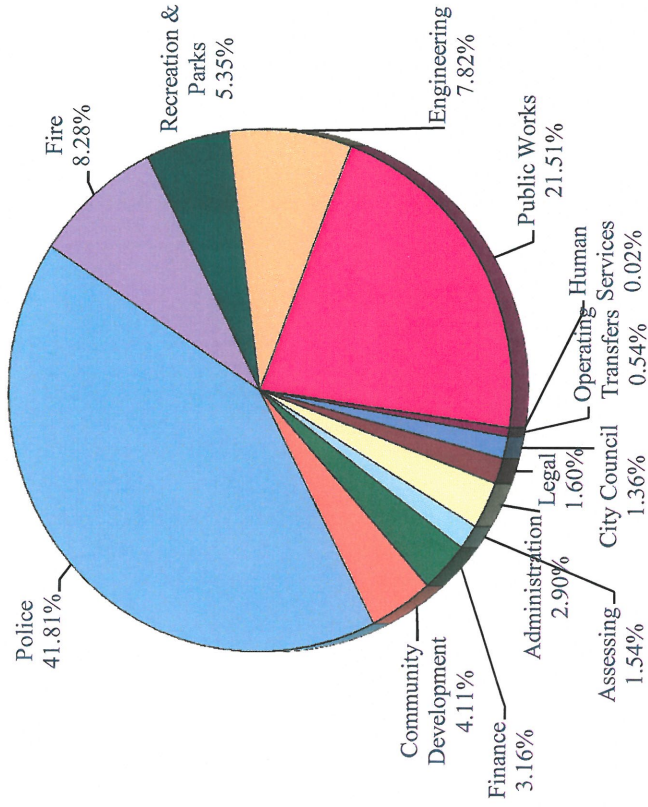
General Fund Expenditures by Department

2014 Estimated



City Council	\$127,931
Legal	150,652
Administration	299,950
Assessing	134,343
Finance	256,770
Community Development	349,361
Police	3,758,187
Fire	708,943
Recreation & Parks	459,420
Engineering	627,969
Public Works	1,753,476
Human Services	1,500
Operating Transfers	550,000
Total	\$9,178,502

2015 Proposed Budget



City Council	\$125,257
Legal	147,547
Administration	266,832
Assessing	142,053
Finance	291,033
Community Development	378,330
Police	3,847,821
Fire	762,357
Recreation & Parks	492,914
Engineering	720,321
Public Works	1,980,519
Human Services	2,000
Operating Transfers	50,000
Total	\$9,206,984

CITY OF ROBBINSDALE, MINNESOTA

General Fund Summary of Expenditures by Major Objective

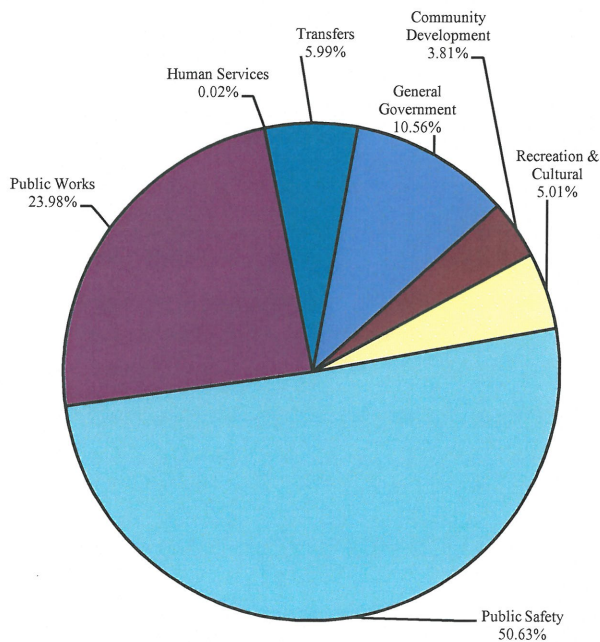
	2012 Actual	2013 Actual	2014 Budget	2014 Estimated	2015 Proposed
<u>General Government</u>					
City Council	\$ 115,295	\$ 144,847	\$ 131,482	\$ 127,931	\$ 125,257
Administration	307,158	266,734	303,850	299,950	266,832
Legal	137,195	141,002	147,373	150,652	147,547
Assessing	108,215	129,560	131,758	134,343	142,053
Finance	277,111	265,804	256,180	256,770	291,033
Total General Government	<u>944,974</u>	<u>947,947</u>	<u>970,643</u>	<u>969,646</u>	<u>972,722</u>
<u>Community Development</u>					
Planning & Zoning	167,499	176,379	177,260	174,118	180,087
Comprehensive Planning	3,226	7	1,200		1,856
Redevelopment	65,529	57,994	46,731	46,299	55,776
Code Enforcement	40,337	52,482	55,762	54,506	56,061
Rental Licensing	73,433	73,826	64,051	74,438	84,550
Total Community Development	<u>350,024</u>	<u>360,688</u>	<u>345,004</u>	<u>349,361</u>	<u>378,330</u>
<u>Recreation & Cultural</u>					
Recreation Administration	241,454	239,291	277,962	262,113	313,689
Community Center Operations	54,957	50,371	52,030	55,628	59,863
Adult Programs	2,956	2,224	5,926	1,022	1,159
Adult Softball	2,869	3,305	6,026	4,534	5,218
General Programs	5,342	5,378	6,270	6,037	7,284
Youth / Children Programs	17,474	16,359	18,758	16,899	15,059
Senior Programs	74,995	65,098	53,983	61,587	37,550
Cooperative Programming	27,927	28,887	16,354	15,817	14,826
Playground / Wading Pools	3,141	3,054	4,114	3,635	4,076
City Band	19,636	21,389	20,574	20,803	20,311
Library Building Operations	25,566	19,466	12,851	10,345	12,879
Park Improvements	1,954	160	3,200	1,000	1,000
Total Recreation & Cultural	<u>478,271</u>	<u>454,982</u>	<u>478,048</u>	<u>459,420</u>	<u>492,914</u>
<u>Public Safety</u>					
Police Services	3,598,237	3,539,378	3,894,260	3,758,187	3,847,821
Fire Services	718,053	687,426	688,051	708,943	762,357
Building Inspections	176,086	179,080	178,412	180,845	193,174
Total Public Safety	<u>4,492,376</u>	<u>4,405,884</u>	<u>4,760,723</u>	<u>4,647,975</u>	<u>4,803,352</u>

CITY OF ROBBINSDALE, MINNESOTA

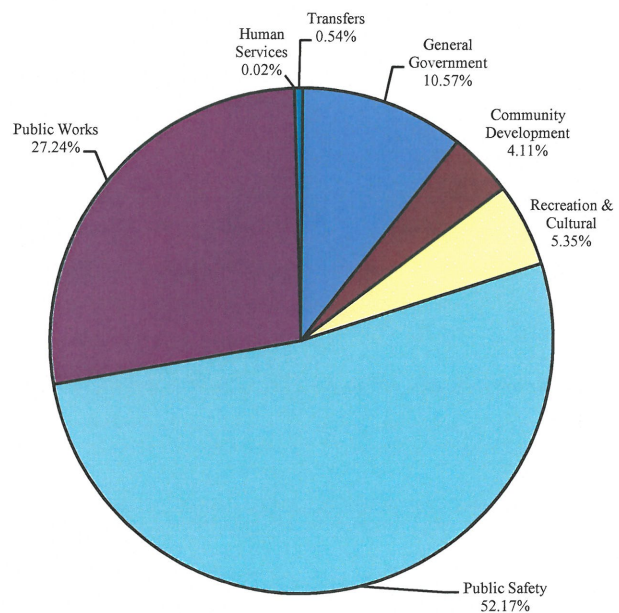
General Fund Summary of Expenditures by Major Objective

	2012 Actual	2013 Actual	2014 Budget	2014 Estimated	2015 Proposed
<u>Public Works</u>					
Engineering Services	\$ 405,167	\$ 425,734	\$ 499,314	\$ 447,124	\$ 527,147
Streets	786,887	988,616	996,118	1,068,245	1,194,664
Forestry	130,378	175,160	209,691	200,076	240,263
Park Maintenance	506,584	486,829	527,563	485,155	545,592
Total Public Works	1,829,016	2,076,339	2,232,686	2,200,600	2,507,666
<u>Human Services</u>	9,938	6,235	14,500	1,500	2,000
Total Expenditures	8,104,599	8,252,075	8,801,604	8,628,502	9,156,984
<u>Other Uses</u>					
Transfers to Other Funds	1,012,350		50,000	550,000	50,000
Total Expenditures and Other Financing Uses	\$ 9,116,949	\$ 8,252,075	\$ 8,851,604	\$ 9,178,502	\$ 9,206,984

**2014 Estimated
Expenditures By Major Objective**



**2015 Proposed
Expenditures By Major Objective**



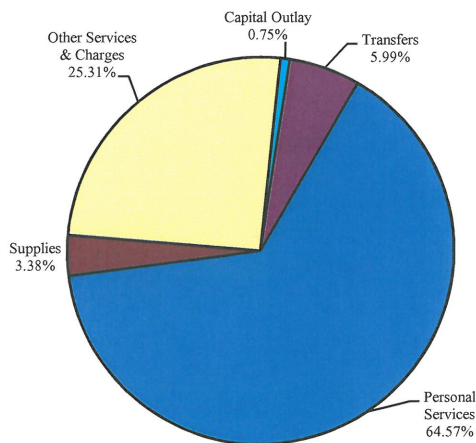
CITY OF ROBBINSDALE, MINNESOTA

General Fund Summary of Expenditures and Other Financing Uses

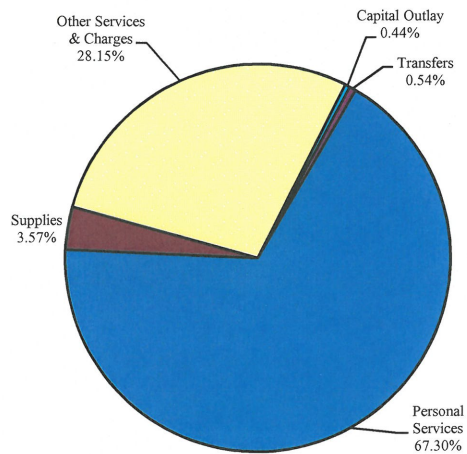
	2012 Actual	2013 Actual	2014 Budget	2014 Estimated	2015 Proposed
<u>Summary by Department</u>					
City Council	\$ 115,295	\$ 144,847	\$ 131,482	\$ 127,931	\$ 125,257
Legal	137,195	141,002	147,373	150,652	147,547
Administration	307,158	266,734	303,850	299,950	266,832
Assessing	108,215	129,560	131,758	134,343	142,053
Finance	277,111	265,804	256,180	256,770	291,033
Community Development	350,024	360,688	345,004	349,361	378,330
Police	3,598,237	3,539,378	3,894,260	3,758,187	3,847,821
Fire	718,053	687,426	688,051	708,943	762,357
Recreation & Parks	478,271	454,982	478,048	459,420	492,914
Engineering	581,253	604,814	677,726	627,969	720,321
Public Works	1,423,849	1,650,605	1,733,372	1,753,476	1,980,519
Human Services	9,938	6,235	14,500	1,500	2,000
Total Expenditures	8,104,599	8,252,075	8,801,604	8,628,502	9,156,984
<u>Other Financing Uses</u>					
Transfers to Other Funds	1,012,350		50,000	550,000	50,000
Total Expenditures & Other Financing Uses	9,116,949	8,252,075	8,851,604	9,178,502	9,206,984

<u>Summary by Category</u>					
Personal Services	5,507,477	5,632,928	6,045,404	5,927,179	6,196,659
Supplies	239,122	307,472	293,235	309,845	328,425
Other Services & Charges	2,851,942	2,906,151	3,025,844	3,015,257	3,309,835
Capital Outlay	127,163	60,364	129,750	68,850	40,100
Transfers	1,012,350	0	50,000	550,000	50,000
Amounts Charged to Other Funds	(621,105)	(654,840)	(692,629)	(692,629)	(718,035)
Total Expenditures by Category	\$ 9,116,949	\$ 8,252,075	\$ 8,851,604	\$ 9,178,502	\$ 9,206,984

2014 Estimated Expenditures By Category



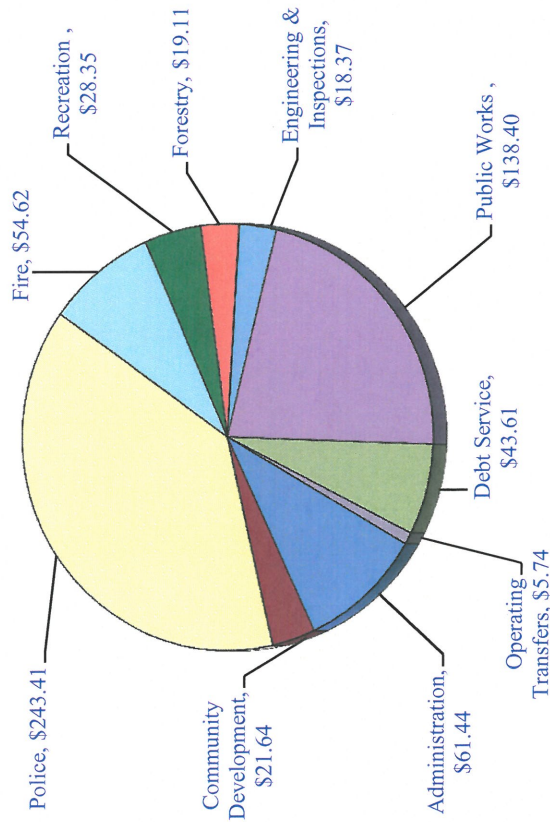
2015 Proposed Expenditures By Category



City of Robbinsdale, Minnesota

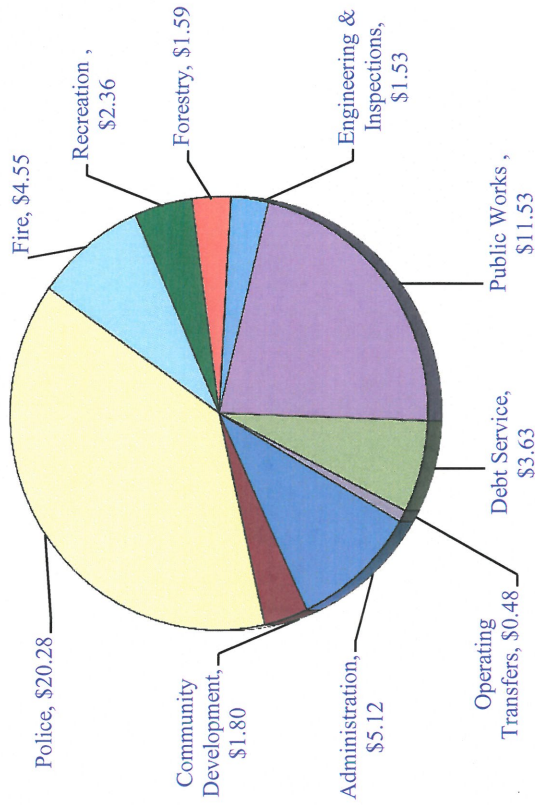
Basic Governmental Services Annual Cost (\$634.69)

2015 Estimated Property Taxes
For a Median Valued Home (\$149,000)



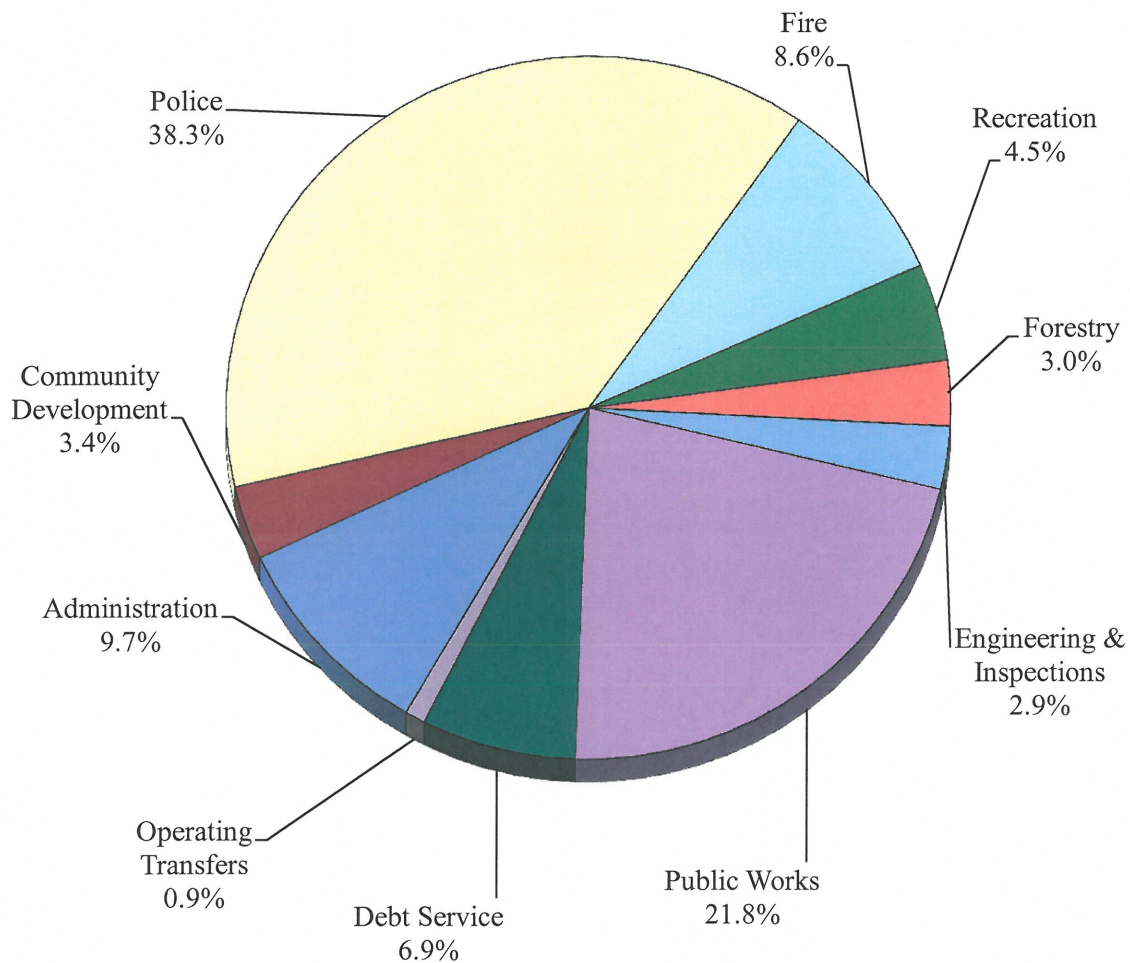
Basic Governmental Services Estimated Monthly Cost (\$52.87)

2015 Estimated Property Taxes
For a Median Valued Home (\$149,000)



Annual and monthly costs depicted in the pie charts above represent an approximate of how the City portion of the property taxes paid for a median valued home within the City would be spread. The calculation represents the costs of each service less direct revenue and indirect aids. Indirect aids were spread based upon a weighted average of the services expenditure budget.

2015 City Services Supported By Property Tax Levy - Net of Revenue



City property taxes pay for basic services:

The Pie Graph depicts the distribution of the property taxes received for the following basic services provided:

Police Protection

Community Development (planning & zoning, comprehensive planning, housing programs administration)

Administration (council, administration, elections, assessing, finance)

Debt Service (outstanding bonds and capital equipment notes)

Public Works (street maintenance and park maintenance)

Engineering (building inspections, rental housing inspection, code enforcement, engineering administration)

Recreation (recreation programming, city band, library building)

Fire Protection

Forestry (city forest and diseased tree removal)