



City of Robbinsdale

Proposed 2018 General Fund and Debt Service Levies

September 5, 2017

1

2018 Budget Features

- Maintain core services at current level
- Maintain park system assets-not replacement
- Includes allowance for cost of living and health insurance contribution increase
- LGA levels increased slightly for 2018
- Decrease in Fiscal Disparities Distribution for 2018

2

2018 Budget Features

- Internal Service Fund charges increased from at prior year levels, however several large capital purchases planned for the future which may need to be financed with capital notes, use of reserves and/or deferred.
- The budget includes an allowance for uncollected property taxes due to delinquent taxes and other matters.

3

2018 Budget Requests

- Park Facility Attendant – to direct park facility use and to open park buildings.
- Personal trainer – various programs including youth training at community gym. Cost would be offset by registration fees.

4

2018 Budget Requests

- Also included is the early hiring of an engineering technician position to be added mid-year in 2018 to assist with a peak load work year and to succeed a staff member who will be retiring at the end of 2018. This item was included in the 2017 budget but did not occur.

5



City of Robbinsdale

Quick Overview

- 2018 Proposed General Fund Expenditure and Transfer Increase of \$429,574 or 4.5%
- 2018 LGA - \$1,822,775, an increase of \$108,593 from 2017
- 2018 Proposed General Fund Levy is a increase of \$265,464 or 5.2%
- Total Fiscal Disparity – decrease of \$93,142 (-6%), reduces the offset against the total tax levy, general and debt service

6



City of Robbinsdale

General Fund Revenue Highlights

- 2018 Projected Revenue = \$9,540,786 (3.3% increase, \$301,188)
 - LGA increases \$108,593
 - Gross Levy increase of \$265,464 or 5.2%,
 - Franchise Fees - \$276,872 is a \$22,128 decrease from 2016 budget and represents a 50/50 allocation to GF and Street Reconstruction
 - Fines & Forfeitures - \$231,500 compared to \$256,500 2017 budget

7

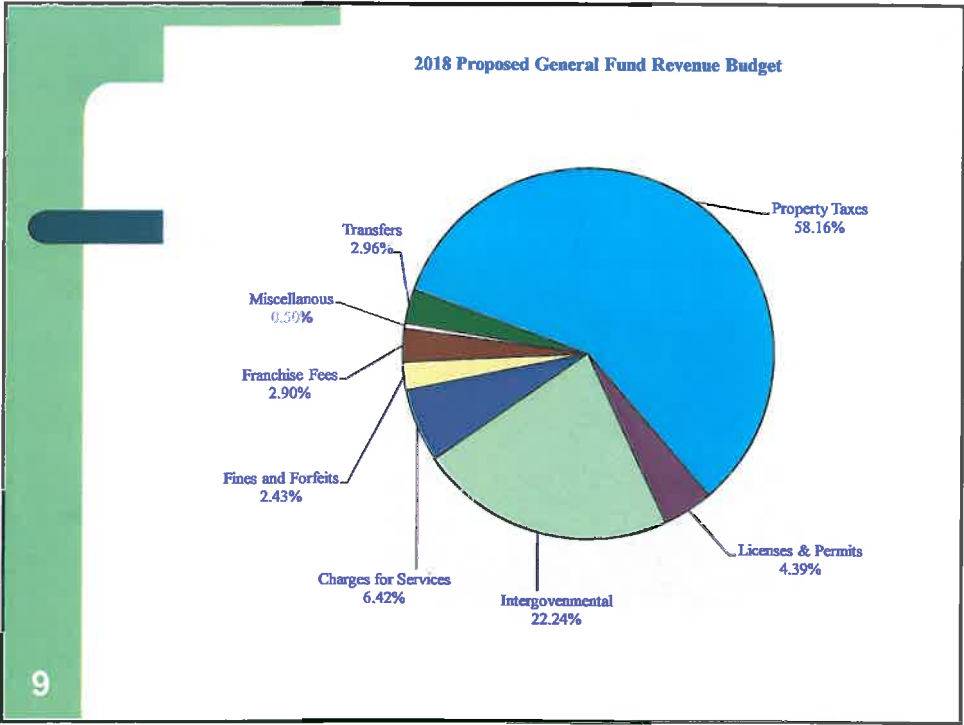



City of Robbinsdale

General Fund Revenue Highlights

- License & Permits reflect a slight increase
- \$252,170 transfer from Capital Funds.
- \$30,000 transfer from Solid Waste for code enforcement activities.

8





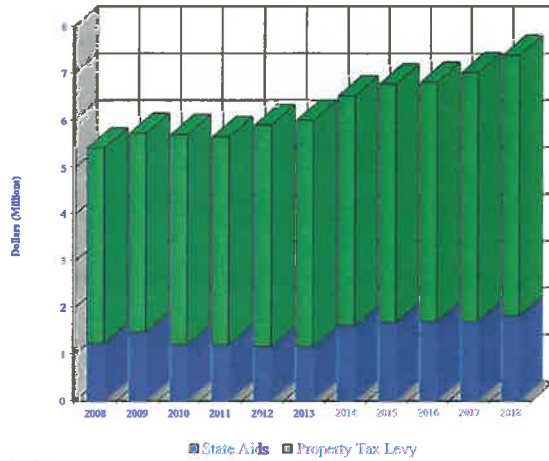
City of Robbinsdale

Property Tax Levies - 2018

- General Fund Levy of \$5,574,736, increase of \$265,464 or 5.2%
- Total Fiscal Disparities – \$1,463,649 (a decrease of \$93,142 or -6%)
- 2012 GO Street Bond Levy - \$53,143
- 2013 Street Reconst. Bond Levy (Co Rd 9)- \$196,718
- 2015A GO Street Bond Levy – \$321,348
- 2017A GO Street Bond Levy - \$4,082
- HRA Levy - \$179,789 (\$14,929 increase)

10

CITY OF ROBBINSDALE
General Fund Property Tax Levy
and State Aids (LGA & MVHC)



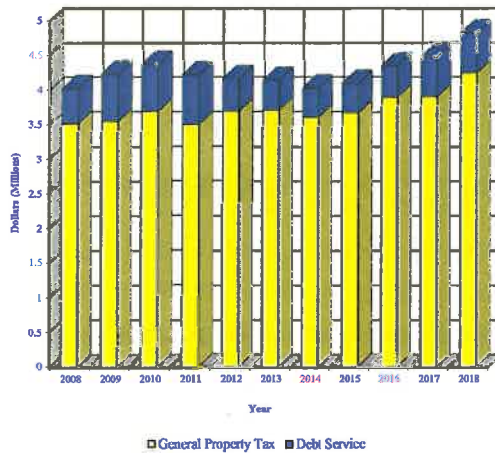
Gross General Fund
Tax Levy + State
Aids

The 2018 Levy increases by \$265,464.

2018 LGA amount is \$108,593 higher.

11

CITY OF ROBBINSDALE
General Property Tax
& Debt Service

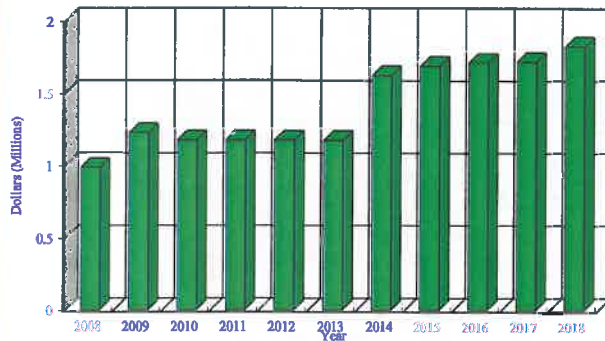


Amounts By Year

	General	Debt Service
2008 - \$	3,514,863	507,727
2009 - \$	3,544,843	682,480
2010 - \$	3,691,323	683,101
2011 - \$	3,503,322	716,752
2012 - \$	3,697,345	462,598
2013 - \$	3,710,166	429,414
2014 - \$	3,606,806	420,381
2015 - \$	3,669,271	425,659
2016 - \$	3,695,432	454,696
2017 - \$	3,903,953	572,259
2018 - \$	4,246,000	575,291

12

LOCAL GOVERNMENT AID



Amounts By Year

2008 - \$	982,940
2009 - \$	1,223,594
2010 - \$	1,170,849
2011 - \$	1,170,849
2012 - \$	1,170,849
2013 - \$	1,170,849
2014 - \$	1,619,093
2015 - \$	1,684,082
2016 - \$	1,706,053
2017 - \$	1,714,182
2018 - \$	1,822,775

13

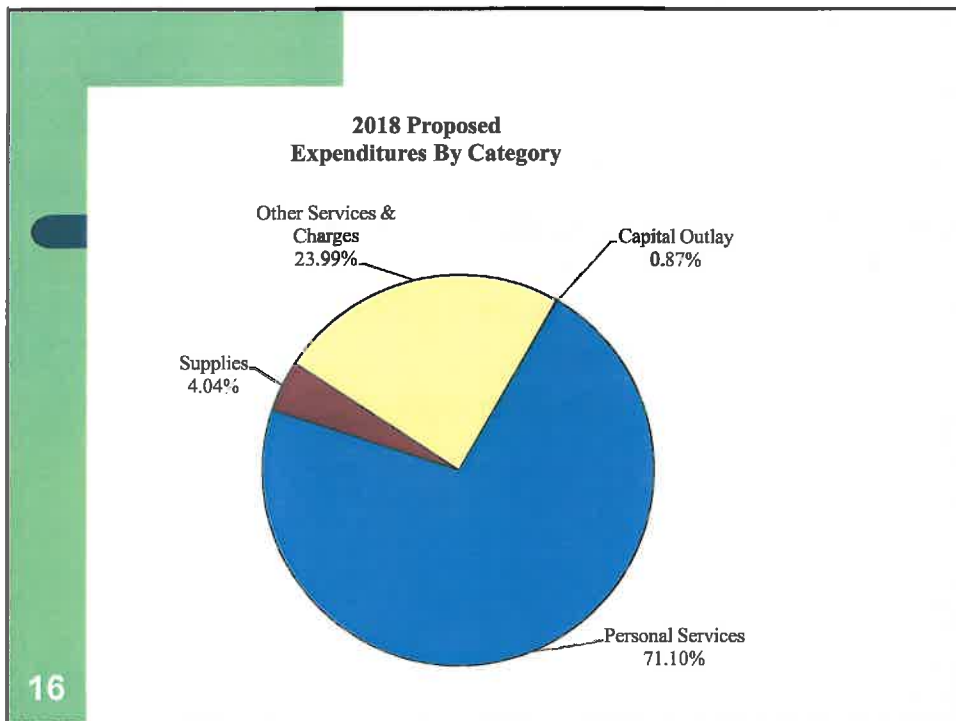
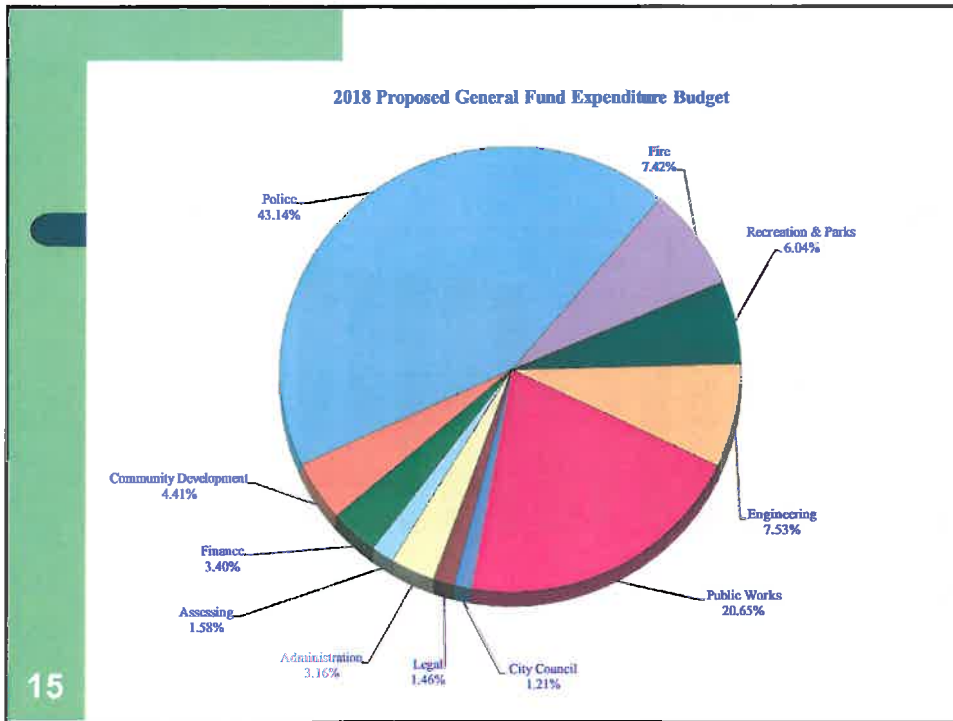


City of Robbinsdale

General Fund Expenditures

- 2018 Proposal including transfers = \$9,965,760 a 4.5%, or \$ 429,574 increase from 2017 budget
- Includes allowance for cost of living increase

14





General Fund Reserves

- Reserves of \$424,975 are proposed to be used.
- General Fund reserves at end of 2018 = \$4,709,083 (47.3% of proposed GF Expenditures)

17

Tax impact

- 2018 tax levy impact is a +5.2% change from the 2017 levy
- The Fiscal Disparity decrease equals an adjustment for 2017 of - 6.0%
- The net spread levy impact including fiscal disparities = +4.69%
- The impact over the last eight years – 2011-2018 = increase in the net spread levy of -- +5.84%, change in tax of +\$78.85, \$9.86 average over eight years.

18



Conclusion

- Review proposed levies and budgets
- Property tax and debt service levies
- Proposed internal service fund charges
- Public Truth-in-Taxation meeting date – Dec 5th
- Future budget and CIP meeting dates
- Additional information will be gathered prior to the TNT meeting
- Questions & Comments?

End